

# LUCID AFRICA CONSULTING INC.

NEWSLETTER 5 — DECEMBER 2013 TO JANUARY 2014

**To the clients and prospective clients of Lucid Africa Consulting (Lucid Africa):**

**Welcome to Lucid Africa's first newsletter of 2014.**

This year marks our second year in operation, and we currently remain focused on planning the individual activities and outputs of our proposed pilot project, which aims to boost country exports of agriculture and light manufactures to Canada from Ethiopia, Kenya, Ghana, and Cote d'Ivoire, while advancing the role of women in private enterprise.

Our current newsletter reports on the performance of Canadian imports of agriculture and light manufacturing from the four targeted countries. It includes five articles, the summaries of which are provided below:

**Article 1: "Canadian Imports of Agriculture and Light Manufactures from Cote d'Ivoire, Ghana, Kenya and Ethiopia":**

This article reviews the performance of Canadian imports of agriculture and light manufacturing from the four targeted countries over the 10-year period 2003 to 2012. The article finds that Canadian imports of agriculture and light manufactures from the four countries comprised a significant and growing share of total Canadian imports of agriculture and light manufactures from sub-Saharan Africa. In addition, it finds that Canadian imports of agriculture and light manufactures saw significant increases over the 10-year period from Ethiopia, Cote d'Ivoire and Kenya, while those from Ghana substantively declined. The article also details the simple method utilized in delineating agriculture and light manufactures based on the North American Industrial Classification System (NAICS) codes.

**Articles 2: "Principal Imports of Agriculture and Light Manufactures from Cote d'Ivoire":**

This article identifies the individual Canadian imports of agriculture and light manufactures from Cote d'Ivoire and their respective tariffs over the 10-year period 2003 to 2012. It finds that cocoa and wood products constituted approximately 97% of total Canadian imports of agriculture and light manufactures from Cote d'Ivoire and that these products primarily entered into Canada duty-free under the Most Favored Nation (MFN) regime.

**Article 3: "Principal Imports of Agriculture and Light Manufactures from Ghana":**

This article identifies Canadian imports of agriculture and light manufacture from Ghana and their respective tariffs between 2003 and 2012. As in the case of Cote d'Ivoire, it finds that cocoa and wood products were the primary imports of agriculture and light manufactures from Ghana, and these products entered into Canada duty-free under the MFN regimen

**Article 4: "Principal Imports of Agriculture and Light Manufactures from Kenya":**

This article identifies Canadian imports of agriculture and light manufactures from Kenya, as well as their respective tariffs. It finds that coffee, tea, and textiles and articles of textiles constituted 39%, 29% and 13%, respectively, of total Canadian imports of agriculture and light manufactures from Kenya over the 10-year period. Moreover, it finds that Canada's imports of coffee and tea from Kenya entered into Canada duty-free under the MFN regime, while Canada's imports of articles of textiles from Kenya entered into Canada with relatively high MFN tariffs applied.

**Article 5: "Principal Imports of Agriculture and Light Manufactures from Ethiopia":**

This article identifies Canadian imports of agriculture and light manufactures from Ethiopia and their respective tariffs. It finds that coffee and oil seeds accounted for 91% of total Canadian imports of agriculture and light manufactures from Ethiopia. It also finds that Canada imported a growing number of plant and flower cuttings, textiles and apparel, and footwear from Ethiopia. In addition, the report determines that most of these imports entered into Canada duty-free under MFN or the very favorable Least Developed Country Tariff regimen, which Ethiopia is eligible for.

**As Lucid Africa continues with preparations for the proposed project, reports reviewing the following have been scheduled:**

1. Canadian actual and prospective importers of identified agriculture and light manufactures from the four targeted countries, and their perspectives on importing from the targeted countries as it relates to product and packaging quality, pricing and logistics, turn-around time and client responsiveness, and corporate social responsibility; and
2. Targeted countries' actual and prospective exporters to Canada of identified agriculture and light manufactures – differentiated by gender and their levels of export readiness and Canadian market knowledge.

In addition, we at Lucid Africa will continue to develop research solutions for mining and manufacturing clients interested in entering the market or expanding their market presence in sub-Saharan Africa.

In closing, I would like to wish all existing and prospective clients of Lucid Africa a prosperous and successful 2014.

Thank you,

David Shiferaw



# Canadian Imports of Agriculture and Light Manufacturers from Cote d'Ivoire, Ghana, Kenya and Ethiopia

## Introduction

In light of the proposed pilot project by Lucid Africa Consulting to boost exports to Canada of agriculture and light manufacturing from Cote d'Ivoire, Ghana, Ethiopia and Kenya, a desk review of the performance of Canada's imports of agriculture and light manufacturing from these targeted countries was conducted. Toward this end, an assessment of Industry Canada's import statistics at the North American Industry Classification System (NAICS) over the 10-year period from 2003 to 2012 for the four targeted countries and sub-Saharan Africa region was conducted.

This report's key findings are that Canadian imports of agriculture and light manufacturing from the four countries comprised a significant and growing share of total Canadian imports of agriculture and light manufacturing from sub-Saharan Africa. Moreover, at the country level, Canadian imports of agriculture and light manufacturing from Ethiopia, Cote d'Ivoire, and Kenya saw significant increases over the 10-year period, while those from Ghana substantively declined.

## Ten-Year Average

Over the 10-year period 2003 to 2012, Canadian imports of agriculture and light manufactures from Cote d'Ivoire, Ghana, Kenya and Ethiopia averaged C\$193 million annually, or 39% of the sub-Saharan African annual average. Of this C\$193 million annual average in Canadian imports from the targeted countries, those from Cote d'Ivoire, Ghana, Kenya, and Ethiopia constituted 28%, 5%, 3% and 2%, respectively, of Canadian imports of agriculture and light manufactures from sub-Saharan Africa.

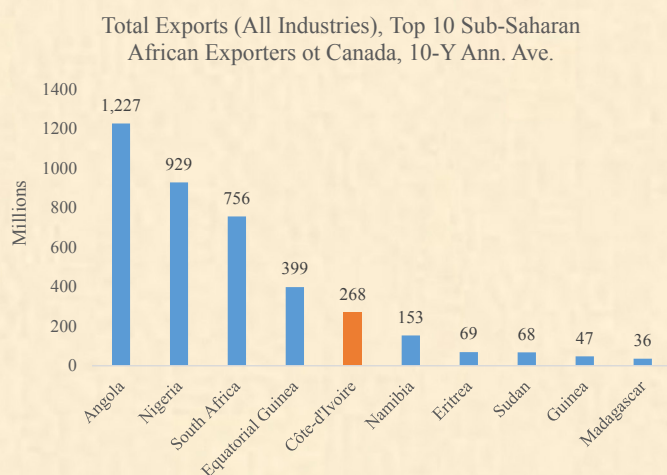
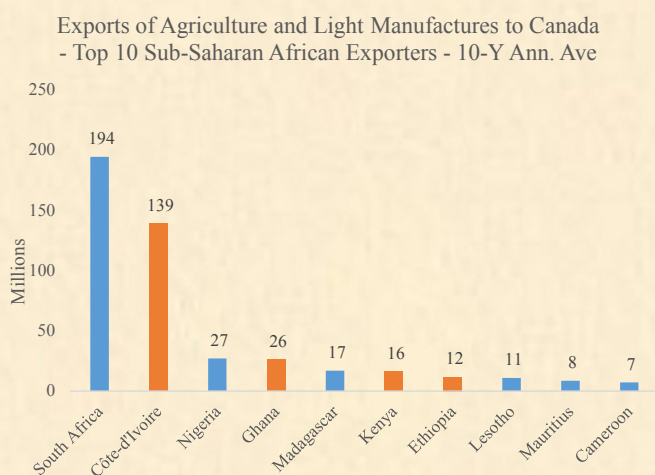
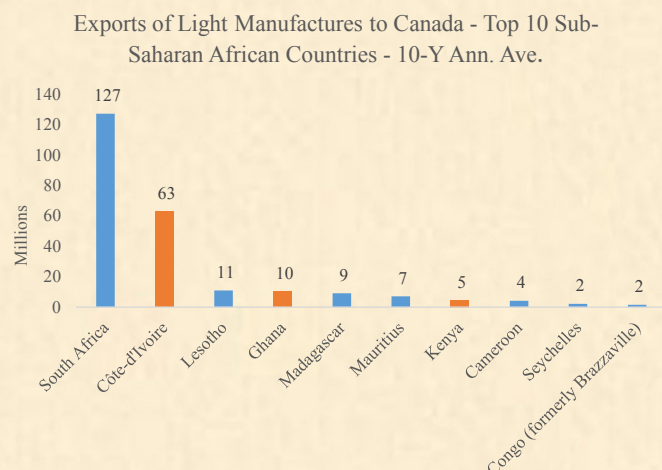
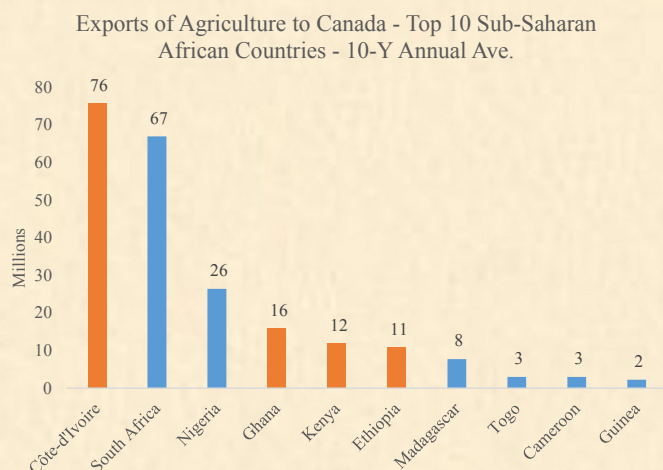
**Table 1. Canadian Imports of Agriculture and Light Manufacturing from Targeted Countries, 2003 to 2012, C\$ Millions**

	2003	2012	%Δ2003-12	Average	Share
Côte-d'Ivoire	98	187	90%	139	28%
Ghana	34	17	-49%	26	5%
Kenya	13	21	58%	16	3%
Ethiopia	6	18	193%	12	2%
Sub-Total	151	242	61%	193	39%
Total SSA	444	539	21%	491	100%
<b>Sub-Total as % of SSA</b>	<b>34%</b>	<b>45%</b>	<b>284%</b>	<b>39%</b>	

Note: Raw data sourced from Industry Canada's Import Export Database – 24 January 2014.

All four countries were amongst the top 10 sub-Saharan African exporters of agriculture and light manufacturing to Canada. Cote d'Ivoire ranked first in sub-Saharan Africa in exports of agriculture to Canada, and second in sub-Saharan Africa in exports of both agriculture and light manufactures to Canada. Meanwhile, Ghana, Kenya, and Ethiopia ranked fourth, sixth and seventh, respectively, in sub-Saharan Africa in exports of agriculture and light manufactures to Canada. Chart 1 shows the top 10 exporters from sub-Saharan Africa to Canada of agriculture, light manufacturing, both agriculture and light manufacturing, and all industries over the 10-year period.

**Chart 1. Top 10 Exporters from Sub-Saharan Africa to Canada – Agriculture, Light Manufacturing, Agriculture and Light Manufacturing, and All Industries, 2003 to 2012.**

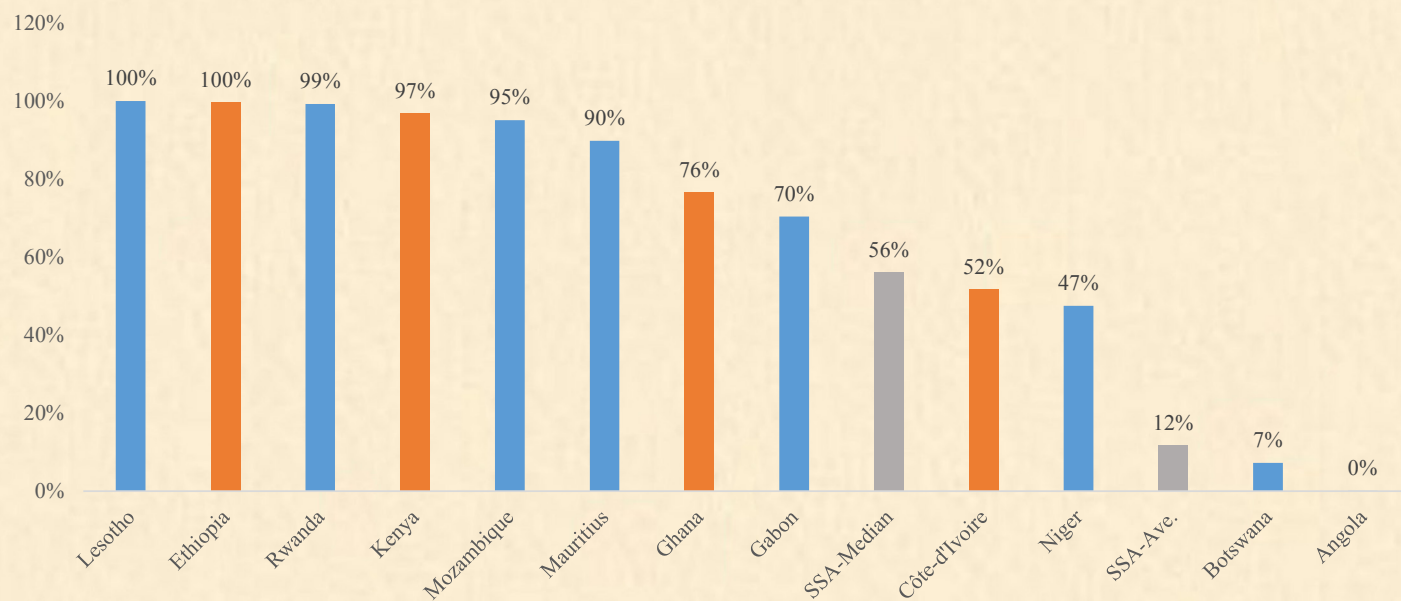


Source: Industry Canada – Data accessed 23 January 2014.

Note: Ethiopia was ranked 19th in sub-Saharan Africa in exports of light manufacturing to Canada over the 10-year period. Ghana, Kenya, and Ethiopia were ranked 11th, 15th, and 18th, respectively, in sub-Saharan Africa in exports of “All Industries” over the 10-year period.

Amongst the targeted countries, the share of Canadian imports of agriculture and light manufacturing in proportion to total imports was broad. Between 2003 and 2012, for example, Canadian imports of agriculture and light manufacturing to total imports were 52%, 76%, 97%, and 100%, for Cote d’Ivoire, Ghana, Kenya, and Ethiopia, respectively (see Figure 1). Only Canada’s imports from Lesotho and Togo had greater shares of agriculture and light manufacturing to total imports in sub-Saharan Africa than Ethiopia. This disparity principally reflects the contribution of Canadian imports from the mining sectors of the targeted countries.

**Figure 1. Share of Exports of Agriculture and Light Manufacturing to Total  
– Select Countries – 10 Year Annual Average**



*Source: Median and Average taken from 48 sub-Saharan African countries.*

*Note: Industry Canada Export/Import Database. Accessed 23 January 2014.*

## Ten Year - Trends

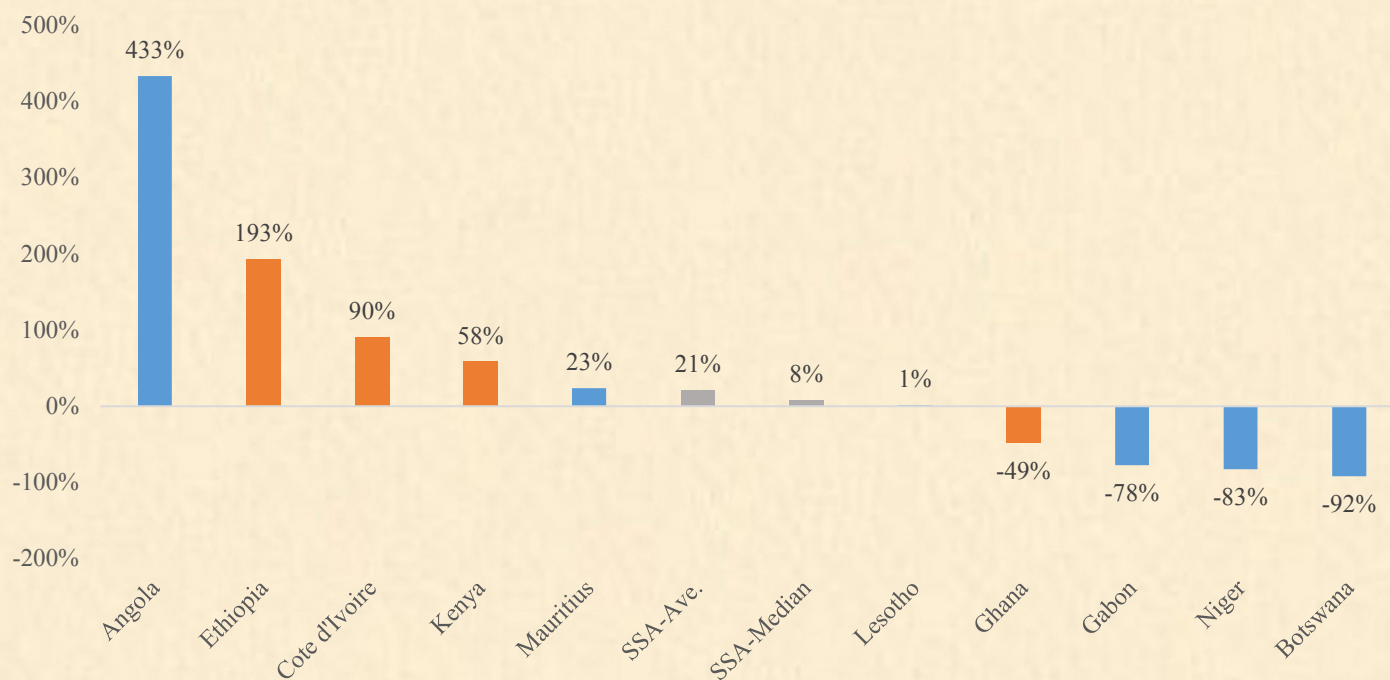
Canadian imports of agriculture and light manufacturing from the four targeted countries increased by 61%, from C\$151 million in 2003 to C\$242 million in 2012. This increase was markedly greater than the average and median increases of Canadian imports of agriculture and light manufacturing from sub-Saharan Africa, which were 21% and 8%, respectively (see Figure 2).

Contributing factors to the strong growth in Canadian agriculture and light manufacturing imports from the four countries were the strong growth in Canadian agriculture imports alone from these countries. Over the 10-year period, Canadian agriculture imports from the four countries increased by 67%, from C\$95 million in 2003 to C\$160 million in 2012, which was greater than the 49% increase in Canadian light manufacture imports from the four countries. In addition, the overall 88% growth in Canadian imports of NAICS 311 – Food Manufacturing – from the four countries over the 10-year period contributed to this robust increase in Canadian imports of agriculture and light manufacturing from the targeted countries.

At the country level, Canadian imports of agriculture and light manufacturing from Ethiopia, Cote d'Ivoire and Kenya performed well, while those from Ghana did not. Between 2003 and 2012, Canadian imports of agriculture and light manufacturing from Ethiopia, Cote d'Ivoire and Kenya increased by 193%, 90% and 58%, respectively. Those from Ghana, however, declined by 49%.



**Figure 2. Canadian Imports of Agriculture and Light Manufacturing, % Change 2003 to 2012, Select Sub-Saharan African Countries**



*Source: Median and Average taken from 48 sub-Saharan African countries.*

*Note: Industry Canada Export/Import Database. Accessed 23 January 2014.*

## Conclusion:

Canadian imports of agriculture and light manufacturing from the four targeted countries constituted a significant share of Canada's imports of agriculture and light manufacturing from sub-Saharan Africa. In addition, these imports grew robustly over the 10-year period, at rates greater than the sub-Saharan African average.

At the country level, all target countries were among the top seven exporters from sub-Saharan Africa of agriculture and light manufacturing to Canada. Moreover, Ethiopia, Cote d'Ivoire and Kenya saw significant growth in exports of agriculture and light manufactures to Canada over the 10-year period. Ghana, however, witnessed

<sup>1</sup> Light manufacturing and heavy manufacturing are categories of manufacturing activities based on the characteristics of the product transformation process. Generally, light manufacturing is categorized by being less capital intensive than heavy manufacturing. Moreover, the products from light manufacturing tend to be consumer oriented, while those from heavy manufacturing tend to be business oriented. Some examples of light manufacturing are food manufacturing, clothing manufacturing, shoe manufacturing, and lumber and wood product manufacturing. Appendix 1 of this report details the methodology utilized in delineating light manufacturing from the NAICS codes.

# Principal Imports of Agriculture and Light Manufacturers from Cote d'Ivoire

Canada imported a variety of agriculture and light manufacturing products from Cote d'Ivoire. Of these products, however, approximately 97% were cocoa and wood products. Other agriculture and light manufacture imports from Cote d'Ivoire, although marginal as a share of the total agriculture and light manufacture imports from the country, were still relatively significant in dollar terms within the sub-Saharan African context (see Table 1).

**Table 1. Canadian Imports of Agriculture and Light Manufacturing from Targeted Countries, 2003 to 2012, C\$ Millions**

	2003	2012	%Δ2003-12	Average	Ave_Stock	Rank
HS 18 - Cocoa and Cocoa Preparations	94,504,024	174,327,966	84%	131,407,737	95%	1
HS 44 - Wood and Articles of Wood (Incl. Wood Charcoal)	3,241,929	2,778,092	-14%	3,306,232	2%	2
HS 20 - Preparations of Vegetables, Fruit, Nuts or Other Parts of Plants	2,877	818,428	28347%	425,086	0%	3
HS 33 - Essential Oils and Resinoids, Perfumes, Cosmetics and Toilet Preparations	160,070	151,200	-6%	159,629	0%	4
HS 08 - Edible Fruits and Nuts	2,012	370,695	18324%	156,507	0%	5
HS 21 - Miscellaneous Edible Preparations	27,149	83,835	209%	58,208	0%	6
HS 19 - Preparations of Cereals, Flour, Starch or Milk (Including Bread and Pastry)	1,253	48,605	3779%	54,227	0%	7
HS 97 - Works of Art, Collector's Pieces and Antiques	17,483	12,256	-30%	40,395	0%	8
HS 11 - Products of the Milling Industry; Malt, Straches, Inulin and Wheat Gluten	19,730	169,279	758%	34,235	0%	9
HS 85 - Electrical or Electronic Machinery and Equipment	10,137	6,352	-37%	28,709	0%	10
Other	36,034	7,830,210	21630%	2,992,876	2%	
<b>Total</b>	<b>98,022,698</b>	<b>186,596,918</b>	<b>90%</b>	<b>138,663,841</b>	<b>100%</b>	

Source: Industry Canada Import Export Website.

Cocoa products constituted over 95% of total Canadian imports of agriculture and light manufactures from Cote d'Ivoire. The bulk of these products were cocoa beans, cocoa paste, and cocoa butter, which all entered into Canada duty-free under Most Favored Nation (MFN) status. In addition, there were very minor amounts of further processed cocoa products from Cote d'Ivoire that entered into Canada under the General Preferential Tariff regimen (GPT).

Canadian imports of wood products from Cote d'Ivoire averaged C\$3.3 million annually, or 2% of total Canadian imports of agriculture and light manufacturing, over the 10-year period. The bulk of these imports were lumber and veneer plywood sheets from tropical and/or other woods. As with cocoa products, most of these product categories came into Canada under MFN duty free status.

Other agriculture and light manufacturing imports to Canada from Cote d'Ivoire include the following: fruits and starchy tuber preparations, cashew nuts, desiccated coconuts, cream of coconut, condiments, couscous, tapioca, cassava starch, cereal flour, sago meal, oils of orange, oils of lemon, face and body lotion, hair preparations, original sculptures, diodes, and thyristers (see Table 2).

**Table 2. Canadian Imports of Cocoa, Wood and other Agriculture and Light Manufactures - HS-6 Code, 2003 - 2012**

HS Code	Product Type	Average	Tariff Treatment
<b>Canadian Imports of Cocoa Products (HS-18) from Cote d'Ivoire:</b>			
HS 180100	Cocoa Beans	72,474,574	MFN Free
HS 180400	Cocoa Butter, Fat & Oil	24,526,613	MFN Free
HS 180310	Cocoa Paste, Not Def.	22,627,401	MFN Free
HS 180500	Cocoa Powder, w/o Sugar/	6,010,629	MFN-6%, GPT-3%
HS 180320	Cocoa Paste, Wholly/Partly Def.	5,018,352	MFN Free
	Other HS-18	750,169	
	<b>HS-18 Total</b>	<b>131,407,737</b>	
<b>Canadian Imports of Wood Products (HS-44) from Cote d'Ivoire:</b>			
HS 440729	Lumber, Tropical Wood, Thck>6Mm, Nes	1,115,805	MFN Free
HS 440839	Lumber, Trop. Wd, Thick > 6Mm	953,930	MFN Free
HS 440890	Veneer/Plywd Sht Th<6Mm - Trp Wd.	931,790	MFN (0%-3%), GPT (0%-3%)
HS 440799	Veneer Plywd Shts, Th<6Mm, - Oth Wd.	86,285	MFN Free
HS 440724	Lumber, Non-Conif, Th>6Mm	75,823	Code replaced
HS 440721	Lumber - Tropical Wood, Mahogany, Thck>6Mm	41,464	MFN Free
HS 440727	Lumber - Tropical Wd, Sapelli, Thck>6Mm	27,087	MFN Free
HS 441890	Builder's Joinery And Carpentry, Of Wood, Nes	16,126	MFN 3%, GPT Free
HS 440320	Wooden Telephone Poles, Fence Posts, Other Wood In Rough - Not Treated	10,669	MFN Free
HS 440810	Veneer/Plywood Sheets (Thickness <6Mm) - Coniferous Wood	10,050	MFN (0%-3%), GPT (0%-3%)
	Other HS-44	7,422	
	<b>HS-14 Total</b>	<b>3,306,232</b>	
<b>Canadian Imports of Preparations of Vegetables, Fruit, Nuts or Other Parts of Plants (HS-20) from Cote d'Ivoire</b>			
HS 200899	Prepared Fruits and Parts of Plant	424070.4	MFN (0%-6%), GPT (0%-6%)
	Other HS-20	1015.5	
	<b>HS-20 Total</b>	<b>425085.9</b>	

CONTINUED>



**Table 2. Canadian Imports of Cocoa, Wood and other Agriculture and Light Manufactures - HS-6 Code, 2003 - 2012**

HS Code	Product Type	Average	Tariff Treatment
<b>Canadian Imports of Essential Oils and Resinoids, Perfumes, Cosmetics, and Toilet Preparations (HS-33) from Cote d'Ivoire:</b>			
HS 330499	Face, Hand and Body Cream Lotions	78,882	MFN (0%-6.5%), GPT 0%-3%
HS 330112	Essential Oils of Orange	47,351	MFN Free
HS 330113	Essential Oils of Lemon	9,803	MFN Free
HS 330790	Perfumes, Cosmetics	7,516	MFN 6.5%, GPT 3%
HS 330590	Hair Preparations	6,729	MFN 6.5%, GPT 3%
	Other, HS-33	9,348	
	<b>HS-33 Total</b>	<b>159,629</b>	
<b>Canadian Imports of Edible Fruits and Nuts (HS-08) from Cote d'Ivoire:</b>			
HS 080132	Cashew Nuts - Shelled	152,090	MFN Free
HS 080119	Coconuts - Not Desic.	2,888	MFN Free
	Other HS-08	1,529	
	<b>HS-08 Total</b>	<b>156,507</b>	
<b>Canadian Imports of Miscellaneous Edible Preparations (HS-21) from Cote d'Ivoire</b>			
HS 210690	Food Prep incl. Flavoring	35,399	MFN (0% - 6%), GPT (0% - 6%)
HS 210410	Soups and Broths	12,720	MFN 6%, no exceptions for GPT
HS 210390	Sauces and Mixed Prep/Condiments or Seasonings	8,522	MFN (0% - 11%), GPT (0% - 8%)
	Other, HS-21	1,567	
	<b>HS-21 Total</b>	<b>58,208</b>	
<b>Canadian Imports of Preparations of Cerals, Flour, Starch or Milk (HS-19) from Cote d'Ivoire</b>			
HS 190240	Couscous	30,536	
HS 190300	Tapioca	22,594	MFN Free
	Other HS-19	1,096	
	<b>HS-19 Total</b>	<b>54,227</b>	
<b>Canadian Imports of Works of Art, Collector's Pieces and Antiques (HS-97) from Cote d'Ivoire</b>			
HS 970300	Original Sculptures in any material	37,545	MFN Free
	Other HS-97	2,850	
	<b>HS-97 Total</b>	<b>40,395</b>	
<b>Canadian Imports of Products of the Milling Industry; Malt, Starches, Inulin and Wheat Gluten (HS-11) from Cote d'Ivoire</b>			
HS 110814	Manioc (Cassava) Starch	26,176	MFN Free
HS 110290	Cereal Flour	3,377	See note below
HS 110620	Sago Meal/Flour	1,833	MFN Free
	Other HS-11	2,849	
	<b>HS-11 Total</b>	<b>34,235</b>	

CONTINUED>

**Table 2. Canadian Imports of Cocoa, Wood and other Agriculture and Light Manufactures - HS-6 Code, 2003 - 2012**

HS Code	Product Type	Average	Tariff Treatment
<b>Canadian Imports of Electrical and Electronic Machinery and Equipment (HS-85) from Cote d'Ivoire</b>			
HS 854110	Diodes	18,053	MFN Free
HS 854130	Thyristors, Diacs And Triacs	2,391	MFN Free
HS 851679	Electrothermic Appliances	1,786	MFN (0%-6.5%), GPT (0%-5%)
	Other HS-85	6,481	
	<b>HS-85 Total</b>	<b>28,709</b>	

**Source:** Industry Canada Import Export Statistics and Canadian Border Service Agency's Departmental Consolidation of Custom Tariffs -Catalogue No. PS36-1/2013E-PDF.  
**Notes:**

1 HS-440890 has two import tax treatments, HS 44089010 (MFN 3%, GPT 3%) and HS44089090 (MFN Free).

2 HS-440810 has two tax treatments, HS-44081010 (MFN 3%, GPT 3%) and HS-44081090 (MFN Free).

3 HS-200899 is most likely HS-20089930 (duty-free MFN), i.e., a variety of fruits and starchy tubers. Otherwise, HS-20089910 (MFN 4%, no exceptions for GPT), HS-20089920 (MFN 4%, no exceptions for GPT), or HS-20089940 (MFN 6%, no exceptions for GPT).

4 HS-330499 is most likely Face, Hand and Body Cream Lotion, i.e., HS-33049990 (MFN 6.5%, GPT 3%). Otherwise it is HS-33049910 (duty-free MFN).

5 HS-210690 is most likely cream of coconut syrup, i.e., HS-21069010 (duty-free MFN). Otherwise, it may be HS-21069021 (MFN 6%, no exceptions for GPT) or HS-21069029 (MFN 6%, no exceptions for GPT).

6 HS-210390 is most likely mixed condiments, i.e., HS-21039020 (MFN 8%, GPT 5%). Otherwise, it is HS-21039010 (MFN 11%, GPT 8%) or HS-21039090 (MFN 9.5%, no exceptions for GPT).

7 HS-190240 has tariff line HS-19024010 (MFN 5.5%, GPT 3%) and HS-19024020 (MFN 4.5%, GPT 3%).

8 Most likely HS 11029090 - Other Flour (MFN 6%, GPT 5%). Other tariff lines: HS110290-11 Barley Flour within commitment (MFN 4%, no exceptions for GPT); HS 110290-12 outside commitment (MFN C\$213.8/Ton Plus 8.5%, No exceptions for GPT), Rice HS 11029020 (MFN Free) and Rye Flours HS11029030 (MFN Free).

9 HS-851679 has two import tax treatments, HS-85167910 (duty-free MFN) and HS-85167990 (MFN 6.5%, GPT 5%).

Canadian imports from Cote d'Ivoire benefit from Most Favored Nation (MFN) status and the General Preferential Tariff (GPT) regimen.

Natural rubber products – latex rubber and technically specified rubber – which are primarily utilized in the automobile tyre industry or construction industry are considered a manufactured product within the heavy industry.

Canadian imports of textiles and articles of textiles, i.e., HS-50 to HS-63, from Cote d'Ivoire averaged C\$2,800 annually, and are, therefore, included in “other”.

These product lines are primarily derived from products within the top 10 HS-2 category imports into Canada from Cote d'Ivoire, which together represent 98% of total agriculture and light manufacture imports into Canada from Cote d'Ivoire over the 10-year period.

# Principal Imports of Agriculture and Light Manufacturers from Ghana

Canada's imports of agriculture and light manufacturing from Ghana were dominated by cocoa and wood products. Cocoa and wood products constituted 70% and 21%, respectively, of Canadian imports of agriculture and light manufacturing from that country between 2003 and 2012. However, Canada's imports from Ghana of both these products declined significantly over the 10-year period. Canada's imports of cocoa declined by 70%, from C\$23.6 million in 2003 to C\$12.7 million, in 2012, and Canada's imports of wood and articles of wood declined by 74%, from C\$7.9 million in 2003 to C\$2 million, in 2012 (see Table 1).

**Table 1. Canadian Imports of Agriculture and Light Manufacturing from Ghana, Top 10 HS-2 Levels, 2003 - 2012**

	2003	2012	%Δ2003-12	Average	Ave_Stock	Rank
HS 18 - Cocoa and Cocoa Preparations	23,645,673	174,327,966	84%	131,407,737	95%	1
HS 44 - Wood and Articles of Wood (Incl. Wood Charcoal)	7,926,190	2,778,092	-14%	3,306,232	2%	2
HS 07 - Edible Vegetables and Certain Roots and Tubers	361,886	818,428	28347%	425,086	0%	3
HS 03 - Fish, Crustaceans, Molluscs and Other Aquatic Invertebrates	161,704	151,200	-6%	159,629	0%	4
HS 15 - Fats, Oils, Their Cleavage Products and Waxes	120,347	370,695	18324%	156,507	0%	5
HS 20 - Preparations of Vegetables, Fruit, Nuts or Other Parts of Plants	338,841	83,835	209%	58,208	0%	6
HS 11 - Products of the Milling Industry; Malt, Straches, Inulin and Wheat Gluten	93,527	48,605	3779%	54,227	0%	7
HS 09 - Coffee, Tea, Maté and Spices	40,693	12,256	-30%	40,395	0%	8
HS 97 - Works of Art, Collector's Pieces and Antiques	19,609	169,279	758%	34,235	0%	9
HS 92 - Musical Instruments	69,923	6,352	-37%	28,709	0%	10
Other	771,658	7,830,210	21630%	2,992,876	2%	
<b>Total Agriculture and Light Manufacturing</b>	<b>33,550,051</b>	<b>186,596,918</b>	<b>90%</b>	<b>138,663,841</b>	<b>100%</b>	

Source: Industry Canada Import Export Website.

An analysis of Canada's imports of agriculture and light manufacturing from Ghana over the 10-year period 2003 to 2012 at the HS-6 code level reveals the following about Canada's imports of agriculture and light manufacturing from Ghana:

- Canada's imports of cocoa and cocoa preparations from Ghana averaged C\$18.3 million annually, or 70% of Canadian imports of agriculture and light manufacturing from that country. The principal cocoa and cocoa preparation imports



from Ghana were cocoa beans and cocoa paste, which entered into Canada duty-free under Most Favored Nation (MFN) status. In addition, cocoa powder comprised approximately 3% of Canadian imports of cocoa products from Ghana, which entered into Canada with a 3% tariff under the General Preferential Tariff (GPT) regimen.

- Wood products averaged 21% of annual Canadian imports of agriculture and light manufactures from Ghana. The vast majority of these wood products were veneer plywood sheets and lumber from tropical woods, which primarily entered into Canada under MFN duty free status. However, a few wood products, e.g., HS-442010 - Statuettes and Wood Ornaments, were subject to both MFN and GPT tariffs.

- In addition, Canada's other major imports of agriculture and light manufactures from Ghana include the following: sweet potatoes, arrowroots, sago piths, yams, eggplants, cassavas, fish, shrimps, palm oil (including kernel oil), Shea nut and cashew nut shell oils, fruit and vegetable mixtures, sago meal, cereal flours, peppers, dill seeds, works of art, drums and drum accessories (see Table 2).

**Table 2. Major Canadian Imports of Agriculture and Light Manufactures from Ghana and their Tariff Treatments – 2003 to 2012**

HS Code	Product Type	Average	Tariff Treatment
<b>Canadian Imports of Cocoa Products (HS-18) from Ghana:</b>			
HS 180100	Cocoa Beans	14,927,266	MFN Free
HS 180310	Cocoa Paste, Not Def.	2,582,180	MFN Free
HS 180500	Cocoa Powder, w/o Sugar/	537,651	MFN 6%, GPT 3%
HS 180400	Cocoa Butter, Fat & Oil	281,711	MFN Free
HS 180320	Cocoa Paste, Wholly/Partly Def.	14,394	MFN Free
	Other HS-18	6,964	
	<b>HS-18 Total</b>	<b>18,350,167</b>	
<b>Canadian Imports of Wood Products (HS-44) from Ghana:</b>			
HS 440839	Lumber, Trop. Wd, Thick > 6Mm	1,859,876	MFN Free
HS 440729	Lumber, Tropical Wood, Thck>6Mm, Nes	1,494,633	MFN Free
HS 440890	Veneer/Plywd Sht Th<6Mm - Trp Wd.	1,346,333	MFN/GPT 3% or MFN Free
HS 440799	Veneer Plywd Shts, Th<6Mm, - Oth Wd.	132,032	MFN Free
HS 440724	Lumber, Non-Conif, Th>6Mm	106,560	Code Replaced
HS 440727	Lumber, Tropical Wood, Sapelli, Thck>6Mm	87,455	MFN Free
HS 441214	Plywood (Plies<6Mm Thck), at least 1 outer ply of Non-Conif.	77,077	Code Replaced
HS 441232	Plywood , O/T Bamboo, At least 1 Outer Ply Non-Conif Wood Ply <=6Mm	72,791	MFN & GPT (0% to 3%)
HS 442010	Statuettes and Other Ornaments - Wood	52,619	MFN 6%, GPT3%
HS 440721	Lumber - Tropical Wood, Mahogany, Thck>6Mm	32,208	MFN Free
HS 440831	Veneer/Plywd Sheets Thck<6Mm - Meranti Red & Bakau	22,138	MFN Free
HS 440728	Lumber, Tropical Wood - Iroko Thck>6Mm	17,197	MFN Free
	Other HS-44	72,445	
	<b>HS-44 Total</b>	<b>5,373,363</b>	

CONTINUED>

**Table 2. Major Canadian Imports of Agriculture and Light Manufactures from Ghana and their Tariff Treatments – 2003 to 2012**

HS Code	Product Type	Average	Tariff Treatment
<b>Canadian Imports of Edible Vegetables and Certain Roots and Tubers (HS-07) from Ghana:</b>			
HS 071420	Sweet Potatoes	296,293	MFN Free
HS 071490	Arrowroot and Sago Pith	268,003	MFN 0% or MFN 9%
HS 071430	Yams	73,685	MFN 0% or MFN 9%
HS 0709390	Eggplants/Aubergines	32,544	MFN Free
HS 071410	Manioc or Cassava	10,664	MFN Free
	Other HS-07	26,486	
	<b>HS-07 Total</b>	<b>707,674</b>	
<b>Canadian Imports of Fish, Crustaceans, Molluscs and Other Aquatic Invertebrates (HS-03) from Ghana:</b>			
HS 030549	Other Smoked Fish - Inc. Fillets	143,183	MFN Free
HS 030232	Fresh/Chilled Tuna Yellow Fin -Excl. Fillets	48,162	MFN Free
HS 030559	Dried Fish other than Cod not Smoked	16,097	MFN Free
HS 030623	Shrimps and Prawns - Not Frozen	9,889	No Code
HS 030239	Tuna Nes - Fresh/Chilled Excl. Fillets	9,351	MFN Free
	Other HS-03	36,031	
	<b>HS-03 Total</b>	<b>262,712</b>	
<b>Canadian Imports of Fats, Oils, Their Cleavage Products and Waxes (HS-15) from Ghana:</b>			
HS 151190	Ref. Palm Oil	91,498	MFN 0% to 11%, GPT 0% to 10%
HS 151329	Ref. Palm Kernel or Babisu - Not Chem. Mod	64,990	MFN 0% to 11%, GPT 0% to 10%
HS 151590	Shea or cashew nut shell oil	42,463	MFN 0% to 11%, GPT 0% to 11%
HS 151620	Veg Fats/Oils Hydrogenated	23,389	MFN 0% to 11% GPT Free
HS 151110	Crude Palm Oil	3,964	MFN 6%, GPT Free
	Other HS-15	7,453	
	<b>HS-15 Total</b>	<b>233,757</b>	
<b>Canadian Imports of Preparations of Vegetables, Fruit, Nuts or Other Parts of Plants (HS-20) from Ghana:</b>			
HS 200892	Fruit Mixtures	110,760	No Code
HS 200899	Prep. Fruit, Edible Parts Of Plants	77,736	MFN Free
HS 200190	Vegetables, Fruits, Nuts & Edible Parts Of Plants Nes	6,771	MFN 0% to 8%, No GPT Exc.
HS 200819	Prep./Pres. With Vinegar/Acetic Acid		
HS 200599	Nuts And Seeds Nes (Incl Mixtures) - Prepared, Whether Or Not Sugared, Sweetened Or Spirited	6,469	MFN 0% to 6%, GPT Free
	Mixtures of Veg. Prep. (Okra)	4,507	MFN 0%-14%, GPT 0% to 14%
	Other HS-20	206,243	
	<b>HS-20 Total</b>	<b>224,181</b>	

CONTINUED>

**Table 2. Major Canadian Imports of Agriculture and Light Manufactures from Ghana and their Tariff Treatments – 2003 to 2012**

HS Code	Product Type	Average	Tariff Treatment
<b>Canadian Imports of Products of the Milling Industry; Malt, Straches, Inulin and Wheat Gluten (HS-11) from Ghana:</b>			
HS 110620	Spice Mixures	53,019	MFN 0%-3%, GPT Free
HS 110290	Spices (Dill Seeds)	12,333	MFN 0%-3%, GPT Free
HS 110220	Peppers crushed/grnded	7,943	MFN 2%, GPT Free
HS 110630	Grnd Pepper - Capsicum/Pimenta	2,730	No Code
HS 110419	Grnd Pepper - Capsicum/Pimenta	2,108	MFN 0%-3%, GPT Free
	Other HS-09	1,934	
	<b>HS-09 Total</b>	<b>80,067</b>	
<b>Canadian Imports of Works of Art, Collector's Pieces and Antique (HS-97) from Ghana</b>			
HS 970110	Hand Paintings,Drawings, Pastels	71,356	MFN 0% to MFN 5.5%, GPT Free
HS 970190	Collages and Decorative Plaques	5,396	MFN 0% to MFN 7%, GPT Free
	Other HS-97	705	
	<b>HS-97 Total</b>	<b>77,458</b>	
<b>Canadian Imports of Musical Instruments (HS 92) from Ghana:</b>			
HS 920600	Drums	60,336	MFN 0%-6%, GPT 0%-3%
HS 920999	Parts And Accessories For Musical Instruments Nes	10,060	MFN 0%-5.5%, GPT 0% to 3%
	Other HS-92	2,004	
	<b>HS-92 Total</b>	<b>72,401</b>	

**Source:** Industry Canada Import Export Statistics and Canadian Border Service Agency's Departmental Consolidation of Custom Tariffs -Catalogue No. PS36-1/2013E-PDF.  
**Notes:**

1. HS-440890 has two import tax treatments, HS-44089010 (MFN 3%, GPT 3%) and HS-44089090 (duty-free MFN).
2. HS-441232 has two import tax treatments, HS-44123210 (duty-free MFN) and HS-44123290 (MFN 3%, GPT 3%).
3. HS-071490 product is most likely arrowroot and sago pith (i.e., HS-7149010), which has MFN 9.5% with no preferences under GPT. The other tariff lines are HS-07149020 (MFN 9.5%, no exceptions for GPT) and HS-07149090 (duty-free MFN).
4. HS-071430 is most likely non-frozen yams (i.e. HS-07143090), which is duty-free MFN. Otherwise, it is HS-07143010 (MFN 9.5%, no exceptions for GPT).
5. HS -51190 is most likely palm oil for use in manufacture of cocoa butter, margarine, or food products, which is duty-free under MFN. Otherwise, it is HS-15119090 (MFN 11%, GPT 10%).
6. HS-151329 has two tariff treatments, HS- 15132910 (duty-free MFN) and HS-15132990 (MFN 11%, GPT 10%).
7. HS -151590 is most likely Shea butter or cashew nut oil (i.e., HS-15159010), which is duty-free under MFN. The other product lines are HS-15159091 (MFN 6%, no exceptions for GPT) and HS-15159099 (MFN 11%, with no exceptions for GPT).
8. HS-151620 has two tariff treatments, HS-15162010 (duty-free MFN) and HS-15162090 (MFN 11%, duty-free GPT).
- 9 The most likely tariff line is HS-20019090, which is duty-free under MFN. Otherwise, it is HS-2001.90.10 (MFN 8%, no exceptions for GPT).
- 10 The most likely tariff line is HS-20081990 (MFN 6%, duty-free GPT), which includes cashews, pecans and mixtures. Otherwise, it is HS-20081919 (duty-free MFN) and is related to almonds and pistachios.
- 11 The most likely tariff line is HS-20059920 (duty-free MFN), which includes okra. Otherwise, it could be HS-20059911 (MFN 14.5%, no exceptions for GPT) or HS-

Ghana is a beneficiary of the Most Favored Regime (MFN) regimen and the General Preferential Tariff (GPT) regimen. Canadian imports of textiles and textile articles from Ghana averaged C\$60,500 annually. Moreover, it ranked relatively low in the HS-2 listings of Canadian imports of agriculture and light manufactures from Ghana. As a result, its imports are captured in the “other category”.

This analysis is based on Canadian imports of the top 10 HS-2 category imports that are related to agriculture and light manufactures from Ghana. Together they represent 98% of total agriculture and light manufacture imports into Canada from Ghana over the 10-year period.



# Principal Imports of Agriculture and Light Manufacturers from Kenya

Canada's imports from Kenya of agriculture and light manufactures were primarily coffee and tea, which averaged C\$6.4 million and C\$4.8 million annually, respectively, or 39% and 29%, respectively, of Canada's imports of agriculture and light manufactures from Kenya between 2003 and 2012. In addition, Canada imported C\$2.1 million annually of textiles and articles of textiles over the 10-year period, or 13% of Canada's imports of agriculture and light manufactures from Kenya (see Table 1).

**Table 1. Principal Canadian Imports of Agriculture and Light Manufacturing from Kenya, HS-2 Categories, 2003 - 2012**

	2003	2012	%Δ2003-12	Average	Ave_Stock	Rank
HS 09 - Coffee, Tea, Maté and Spices	8,508,286	13,794,707	62%	11,232,925	68%	1
Coffee	4,069,811	7,503,243	84%	6,385,478	39%	
Tea	4,437,729	6,284,715	42%	4,844,990	29%	
HS -50 to 63 - Textiles and Articles of Textiles	2,707,056	1,733,129	-36%	2,087,783	13%	2
HS 62 - Woven Clothing and Articles of Apparel	2,620,234	734,763	-72%	1,691,359	10%	
HS 61 - Knitted or Crocheted Clothing and Articles of Apparel	58,261	990,466	1600%	376,613	2%	
HS 08 - Edible Fruits and Nuts	29,676	2,393,651	7966%	959,028	6%	3
HS 06 - Live Trees and Other Plants (Incl. Cut Flowers and Ornamental Foliage)	52,904	1,028,852	1845%	502,855	3%	4
HS 95 - Toys, Games, Sporting Goods and Other Goods for Amusement	246,450	517,638	110%	428,748	3%	5
HS 07 - Edible Vegetables and Certain Roots and Tubers	297,566	319,370	7%	203,322	1%	6
HS 13 - Lac, Gums, Resins and Other Vegetable Saps and Extracts	229,329	—	-100%	190,055	1%	7
HS 21 - Miscellaneous Edible Preparations	251,710	100,937	-60%	164,032	1%	8
HS 85 - Electrical or Electronic Machinery and Equipment	576,076	43,174	-93%	142,524	1%	9
HS 22 - Beverages, Spirits and Vinegar	94,063	261,685	178%	135,598	1%	10
Other	81,872	503,681	515%	406,757	3%	
<b>Total Agriculture and Light Manufacturing</b>	<b>13,074,988</b>	<b>20,696,824</b>	<b>58%</b>	<b>16,453,627</b>	<b>100%</b>	

Source: Industry Canada Import Export Website.

A review of Canada's imports of agriculture and light manufacturing from Kenya at the HS-6 code level over the 10-year period, 2003 to 2012, provides for the following key findings:

- Canada's imports of coffee and tea (HS-09) from Kenya constituted approximately 68% of Canadian agriculture and light manufacture imports from the country. Of the imports from this category, 57% was coffee and 43% was tea. The bulk of coffee and tea imports from Kenya were unroasted coffee beans and fermented black tea. These products entered into Canada duty free under MFN.
- Canada's imports of "Textiles and Articles of Textiles" (HS-50 to HS-63) constituted 13% of Canada's agriculture and light manufacture imports from Kenya. The primary Canadian imports from Kenya of "Textiles and Articles of Textiles" were woven clothing apparel for women (HS-6204), woven clothing apparel for men (HS-6203), and knitted sweaters, sweatshirts and waist-coats (HS-6110), which constituted 41%, 31%, and 5%, respectively, of Canada's imports of "Textiles and Articles of Textiles" from Kenya over the 10-year period (see Table 2). The majority of these imports entered into Canada with MFN taxes applied (see Table 3).

**Table 2. Canadian Imports of Textiles and Articles of Textiles from Kenya, Top 15 HS-4 Level Codes, 2003 to 2012**

HS Code	Product Type	10 Year Ann. Ave	Share of Total
HS 6204	Womens/Girls Suits, Ensembles, Jackets, Blazers, Dresses, Skirts, Pants And Shorts - Woven	864,640	41%
HS 6203	Mens/Boys Suits, Ensembles, Jackets, Blazers, Pants And Shorts - Woven	644,775	31%
HS 6110	Cocoa Paste, Not Def.	100,112	5%
HS 6207	Mens/Boys Underwear, Pyjamas, Nightwear And Bathrobes - Woven	65,518	3%
HS 6109	T-Shirts, Singlets And Other Vests - Knitted	63,432	3%
HS 6103	Men's/Boys Suits, Ensembles, Jackets, Blazers, Pants And Shorts - Knitted	59,237	3%
HS 6205	Mens/Boys Shirts - Woven	55,420	3%
HS 6105	Men's/Boys Shirts - Knitted	51,942	2%
HS 6114	Other Garments Nes - Knitted	33,291	2%
HS 6206	Womens/Girls Blouses, Shirts And Shirt-Blouses - Woven	27,767	1%
HS 6104	Womens/Girls Suits, Ensembles, Jackets, Blazers, Dresses, Skirts, Pants And Shorts - Knitted	24,748	1%
HS 6106	Womens/Girls Blouses, Shirts And Shirt-Blouses - Knitted	13,117	1%
HS 6111	Babies Garments And Clothing Accessories - Knitted	12,975	1%
HS 6102	Womens/Girls Overcoats, Ski And Wind Jackets - Knitted	12,173	1%
HS 6208	Womens/Girls Underwear, Pyjamas, Nightwear And Dressing Gowns - Woven	10,754	1%
Other		47,882	2%
<b>Total Textiles and Articles of Textiles</b>		<b>2,087,783.3</b>	<b>100%</b>

• Other important agriculture and light manufacture imports from Kenya over the 10-year period were cashew nuts, pecan nuts, macadamia nuts, plant cuttings, cut flowers, pyrethrum extract, games (dart boards), fishing tackle, beans, tea or mate extracts, smart cards, insecticides, and malt beer. Many of these products, except for cut flowers, beans and snap peas, entered into Canada either duty-free MFN or duty-free GPT. Table 3 provides the major Canadian imports of agriculture and light manufactures from Kenya over the 10-year period 2003 to 2012, as well as their applicable tariffs.

**Table 3. Major Canadian Imports of Agriculture and Light Manufactures from Kenya and their Applicable Tariffs – 2003 to 2012**

HS Code	Likely Product	10 Year Ann. Ave	Tariff Treatment
<b>Canadian Imports of Coffee, Tea, Maté, and Spices (HS-09) from Kenya</b>			
HS 090111	Coffee - Not Roasted Not Decaf	6,246,364	MFN Free
HS 090240	Black Tea, Ferm wh or prt, Pckg > 3Kgs	4,274,902	MFN Free
HS 090230	Black Tea, Ferm wh or prt, Pckg < 3Kgs	563,261	MFN Free
HS 090121	Coffee - Roasted, Not Decaf	114,237	MFN Free
HS 090112	Coffee - Not Roasted, Decaf	23,900	MFN Free
	Other HS-09	10,263	
	<b>Total HS-09</b>	<b>11,232,925</b>	
<b>Canadian Imports of Textiles and Articles of Textiles (HS-50 to HS-63) from Kenya</b>			
HS 620462	Womens/Girls Trousers, Overalls And Shorts - Woven - Cotton	813,269	MFN 17%, No Exc. GPT
HS 620342	Mens/Boys Trousers, Overalls And Shorts - Woven - Cotton	459,329	MFN 18%, No Exc. GPT
HS 620343	Mens/Boys Trousers, Overalls And Shorts - Woven - Synthetic Fibres	185,246	MFN 18%, No Exc. GPT
HS 611030	Sweaters, Sweatshirts And Waist-Coats - Knitted - Man-Made Fibres	79,042	MFN 18%, No Exc. GPT
HS 620721	Men's/Boys Pyjamas And Nightshirts - Woven - Cotton	59,589	MFN 17%, No Exc. GPT
HS 610343	Men's/Boys Trousers, Overalls And Shorts - Knitted - Synthetic Fibres	47,670	MFN 18%, No Exc. GPT
HS 620520	Mens/Boys Shirts - Woven - Cotton	44,426	MFN 17%, No Exc. GPT
HS 610990	T-Shirts, Singlets And Other Vests - Knitted - Textile Nes	40,623	MFN 18%, No Exc. GPT
HS 610520	Man-Made Fibres	36,356	MFN 18%, No Exc. GPT
HS 620463	Womens/Girls Trousers, Overalls And Shorts - Woven - Synthetic Fibres	28,278	MFN 18%, No Exc. GPT
HS 610910	T-Shirts, Singlets And Other Vests - Knitted - Cotton	22,810	MFN 18%, No Exc. GPT
HS 611020	Sweaters, Sweatshirts And Waist-Coats - Knitted - Cotton	20,890	MFN 18%, No Exc. GPT
HS 611430	Other Garments Nes - Knitted - Man-Made Fibres	18,126	MFN 18%, No Exc. GPT
HS 610510	Men's/Boys Shirts - Knitted - Cotton	15,513	MFN 18%, No Exc. GPT
HS 611420	Other Garments Nes - Knitted - Cotton	15,155	MFN 18%, No Exc. GPT
HS 620640	Womens/Girls Blouses, Shirts And Shirt-Blouses - Woven - Man-Made Fibres	14,283	MFN 18%, No Exc. GPT
HS 620630	Womens/Girls Blouses, Shirts And Shirt-Blouses - Woven - Cotton	12,594	MFN 17%, No Exc. GPT
HS 610462	Womens/Girls Trousers, Overalls And Shorts - Knitted - Cotton	12,411	MFN 18%, No Exc. GPT
HS 610230	Womens/Girls Overcoats, Ski And Wind Jackets - Knitted - Man-Made	11,737	MFN 18%, No Exc. GPT
HS 610342	Men's/Boys Trousers, Overalls And Shorts - Knitted - Cotton	11,558	MFN 18%, No Exc. GPT
HS 620530	Mens/Boys Shirts - Woven - Man-Made Fibres	10,739	MFN 18%, No Exc. GPT
	Other HS-50 to HS-63	128,142	
	<b>Total HS-50 to HS-63</b>	<b>2,087,783</b>	

CONTINUED>



**Table 3. Major Canadian Imports of Agriculture and Light Manufactures from Kenya and their Applicable Tariffs – 2003 to 2012**

HS Code	Likely Product	10 Year Ann. Ave	Tariff Treatment
<b>Canadian Imports of Edible Nuts (HS-08) from Kenya</b>			
HS 080132	Cashew Nuts - Shelled - Fresh Or Dried	560,132	MFN Free
HS 080290	Nuts, Edible, Fresh Or Dried, - Pecan Nuts	196,172	MFN Free
HS 080260	Macadamia Nuts, Edible, Fresh, Dried	157,835	No Code
HS 080262	Shelled Nuts	24,347	MFN Free
HS 081090	Fruits, Fresh, Nes	14,866	MFN Free
	Other HS-08	5,676	
	<b>Total HS-08</b>	<b>959,028</b>	
<b>Canadian Imports of Live Trees and Other Plants (HS-06) from Kenya</b>			
HS 060210	Unrooted Cuttings And Slips	273,827	MFN Free
HS 060311	Cut Roses, & Rose Buds, Fresh	159,335	MFN 10%, No Exc. GPT
HS 060390	Cut Flowers And Flower Buds For Bouquets/Ornamental Purposes - Fresh	23,415	MFN (0% to 8%), GPT (0 to 8%)
HS 060310	Cut Flowers And Flower Buds For Bouquets/Ornamental Purposes - Fresh	22,536	No Code
HS 060319	Cut Flowers & Flower Buds, For Bouquets Or Ornamental Purposes, Fresh	17,696	MFN 6%, No Exc. GPT
	Other HS-06	6,048	
	<b>Total HS-06</b>	<b>502,855</b>	
<b>Canadian Imports of Lac, Gums, Resins, and Other Vegetable Saps and Extracts (HS-13) from Kenya</b>			
HS 130214	Extracts Of Pyrethrum O	110,516	MFN Free
HS 130219	Vegetable Saps And Extracts - Ext. Pyrth.	70,668	MFN Free
HS 130239	Mucilages And Thickeners from Veg. Products Nes	8,685	MFN Free
	Other HS-13	186	
	<b>Total HS-13</b>	<b>190,055</b>	
<b>Canadian Imports of Toys, Games, Sporting Goods and Other Goods (HS-95) from Kenya</b>			
HS 950490	Other Funfair Articles (Incl. Casino Tables And Bowling Alley Equipment)	245,006	MFN Free
HS 950790	Fishing Tackle	141,878	MFN 6.5%, GPT Free
HS 950430	Other Games Operated By Coins/Banknotes/Bank Cards/ Tokens (Any Means) Not Automatic Bowling Equip	14,324	MFN Free
HS 950300	Dolls, Handicrafts	8,071	MFN Free
	Other, HS-95	19,469	
	<b>Total HS-95</b>	<b>428,748</b>	

CONTINUED>

**Table 3. Major Canadian Imports of Agriculture and Light Manufactures from Kenya and their Applicable Tariffs – 2003 to 2012**

HS Code	Likely Product	10 Year Ann. Ave	Tariff Treatment
<b>Canadian Imports of Edible Vegetables and Certain Roots and Tubers (HS-07) from Kenya</b>			
HS 070820	Beans, Shelled Or Unshelled - Fresh Or Chilled	178,387	MFN (0% to 12.5%), GPT (0% to 5%)
HS 071331	Beans, Genus Vigna Mungo And Vigna Radiata - Dried And Shelled	7,722	MFN Free
HS 070810	Peas, Shelled or Unshelled - Fresh or Chilled	7,194	MFN (0% to 8.5%), GPY (0% to 8.5%)
	Other, HS-07	10,020	
	<b>Total HS-07</b>	<b>203,322</b>	
<b>Canadian Imports of of Miscellaneous Edible Preparations (HS-21) from Kenya</b>			
HS 210120	Tea Or Mate Extracts, Essences And Concentrates And Preparations Thereof	163,626	MFN Free
	Other HS-21	407	
	<b>Total HS-21</b>	<b>164,032</b>	
<b>Canadian Imports of Electrical and Electronic Machinery and Equipment (HS-85)</b>			
HS 854200	Smart Cards Incorporating Electronic Integrated Circuits	85,563	Code no longer exists
HS 854460	other Electric Conductors (Voltage Exceeding 1,000V)	20,182	MFN/GPT 2.5%
HS 854221	Monolithic Integrated Circuits - Digital	5,085	Code no longer exists
	Other HS-85	31,693	
	<b>Total HS-85</b>	<b>142,524</b>	
<b>Canadian Imports of Beverages, Spirits and Vinegar (HS-22)</b>			
HS 220300	Beer Made from Malt	134,994	MFN - Free
	Other HS-22		
	<b>Total HS-22</b>	<b>134,994</b>	

Source: Industry Canada Import Export Statistics and Canadian Border Service Agency's Departmental Consolidation of Custom Tariffs -Catalogue No. PS36-1/2013E-PDF.

- Notes:**
- HS-060390 has two tariff lines: HS-06039010 (MFN 6.5%, GPT 5%) and HS-06039020 (MFN 8%, no exceptions for GPT), and HS-06039090 (duty-free MFN).
  - HS-950790 is most likely fishing tackle, i.e., HS-95079099 (MFN 6.5%, duty-free GPT). Otherwise, it is HS-95089091 (duty-free MFN) or HS-95089091 (duty-free MFN).
  - HS-950300 is most likely dolls/handicrafts, i.e., HS-95030090 (duty-free MFN). Otherwise, it is HS-95030010 (MFN 8%, GPT 5%).
  - HS-070820 is likely "other snap beans", i.e., HS-07082030 (duty-free MFN). Otherwise, it could be HS-07082010 (MFN 1.41cts/kg but not less than 6%, GPT 5%), HS-07082021 (MFN 3.75cts/kg but not less than 8.5% PLUS 4%, GPT 5%), or HS-07082022 (MFN 3.75cts/kg but not less than 8.5%, no exceptions for GPT).
  - HS-070810 is likely "other peas", i.e., HS-07081099 (duty-free MFN). Otherwise, it is HS-07081010 (MFN 1.41cts/kg but not less than 6%, GPT 5%), HS-07081091 (3.75cts/kg but not less than 8.5%, no exceptions for GPT).
  - 20059919 (MFN 8%, no exceptions for GPT).
  - Most likely product line is "other flour", i.e., HS-11029090 (MFN 6%, GPT 5%). Otherwise, HS-11029011 (MFN 4%, no exceptions for GPT), HS-11029012 (MFN C\$213.8/T plus 8.5%, no exceptions for GPT), HS-11029020 (duty-free MFN), or HS-11029030 (duty-free MFN).
  - This is most likely HS-11041990 (MFN 5%, duty-free GPT) under category "other rolled/flaked grain" Otherwise, it could be HS-11041921 (MFN 4%, no exceptions for GPT), HS-11041922 (C\$177.5/T plus 8.5%, no exceptions for GPT), HS-11041911 (MFN 3.5%, GPT 3%), or HS-11041912 (MFN C\$106.5/T plus 7%, no exceptions for GPT).
  - HS 091091 has three tariff lines: HS 09109130 (duty-free MFN), HS-09109191 (duty-free MFN), and HS-09109199 (MFN 3%, duty-free GPT),
  - HS-091099 is most likely dill seeds, i.e., HS 09109910, which enters duty-free under MFN. Otherwise, it is HS-09109990 (MFN 3%, duty-free GPT).
  - HS-090422 has two tariff lines: HS-09042210 (duty-free MFN) and HS-09042290 (MFN 3%, duty-free GPT).
  - HS-970110 has two tariff lines: HS97011010 (duty-free MFN) and HS-97011090 (MFN 5.5%, duty-free GPT).
  - HS-970190 has two tariff lines: HS 97019010 (duty-free MFN) and HS-97019090 (MFN 7%, duty-free GPT).
  - HS-920600 is most likely drums (i.e., HS-92060010), which enters duty-free MFN. Otherwise, it is HS-92060090 (MFN 6%, duty-free GPT).
  - HS-920999 is most likely HS92099910 (duty-free MFN), which includes parts for drums. Otherwise, it could be either HS-92099920 (MFN 3%, duty-free GPT), HS-92099930 (MFN 5.5%, GPT 3%), or HS-92099990 (MFN 5%, duty-free GPT).

Kenya is eligible for both Most Favored Nation (MFN) and the General Preferential Tariff (GPT).

This is reflective of Section XI – Textiles and Textile Articles and includes HS-50 to HS-63.

For the purposes of the table, HS-2 categories for Textiles and Textile Articles (HS-50 to HS-63) have been combined and are considered a singular import category.

These product lines are primarily derived from products within the top 10 HS-2 category imports into Canada from Kenya that are related to agriculture and light manufactures. HS-50 to HS-63, i.e., Textiles and Textile Articles are treated as one HS-2 category.